

## Blue Card Services Online Account Registration

### Register for an online account

- Tick the box that you read and understood the privacy notice
- Click **Accept**



Queensland TMR products accepted:

- Driver licence
- Adult proof of age card
- Photo identification card
- Industry authority
- Marine licence indicator
- 18+ card
- Customer reference number confirmation letter

### 1 Proof of identity

Enter your:

Queensland Transport and Main Roads (TMR) product

Licence number/Customer Reference Number

Last name

First name

Middle name (if you have one)

Date of birth

Email address or mobile phone number

### 2 Validate security code

Receive, enter and **Submit** your security code in the provided section.

### 3 Set up two-factor verification

Confirm your email or mobile number for two-factor verification.

### 4 Personal details

Enter your:

Title

Gender

Country, Town/City,  
State of birth

If relevant enter your:

Previous blue card or exemption card number.

If you are a **Teacher**, enter your Teachers Registration Number.


If you are a **Queensland Police Officer**, enter your Police Identification Number.


Add any previous names you have had.

### 5 Contact details

Provide your:

 Postal address

 Residential address

 Phone number

 Email address

### 6 Declaration

Read the Declaration, tick the box

Click **Accept** and submit.




### Next steps to complete your application

- Receive and record your account number.
- Accurately provide this with your date of birth to your surf life saving club and [SLSQ Blue Card Organisation Link Request](#).
- Receive confirmation from Blue Card Services that your account has been linked to SLSQ.
- Login to your Blue Card Services Applicant Portal to complete and submit your new/renewal application at <https://my.bluecard.qld.gov.au/login>

## Blue Card Services Online Application

### Login: Application Portal

- Queensland Transport and Main Roads (TMR) product →
- Licence number/Customer Reference
- Enter your date of birth
- Read and Accept the Privacy Notice
- Tick the box
- Click **Login**



Queensland TMR products accepted:

- Driver licence
- Adult proof of age card
- Photo identification card
- Industry authority
- Marine licence indicator
- 18+ card
- Customer reference number confirmation letter

### Validate online security code

Receive, enter and **Submit** your security code in the provided section.

### Start application or renewal

Answer all questions and click **Next**.

### Type of child-related work

Select your type of child-related work and click **Next**.



#### 1 Review your child-related activities

Review and confirm you are linked to the correct organisation.



#### 2 Personal details

Confirm your title and gender.

Select the Cultural identity relevant to you.

Identify if you are or have been:

- Foster or Kinship Carer
- Health Practitioner
- Operator/Supervisor/Carer—Child Care Service
- Teacher
- None of the above

Select your Preferred language.



#### 3 Previous names

If relevant, enter any previous names you have had.



#### 4 Address details

Confirm your address is correct, if not select No and update.



#### 5 Declaration

Read the Declaration, tick the box  
Click **Submit application**.

### Next steps to complete your application

- Receive confirmation from Blue Card Services that your application has been submitted.
- If SLSQ was not listed in your linked organisations provide your application submission number to the [SLSQ Blue Card Organisation Link Request](#).
- Respond to correspondence from Blue Card Services requiring further information to complete your application.
- Receive your blue card details from Blue Card Services.